



Catalog Number: SF40008

Size: 15 ml

Applications: IHC

Species: Anti-Rabbit/Mouse

Storage: 4°C for up to 1 year

Description

EZ-HRP™ Polymer Detection is

- 10-15 times more sensitive than conventional avidin-biotin detection
- Allows for entire staining procedure to be completed in just under 2 hours
- Requires less primary antibody (3-4 times less)
- Does not produce non-specific background staining
- Can be used on unfixed or chemical fixed (formalin, formaldehyde, alcohol, etc), paraffin-embedded and frozen tissue sections

Protocol

Major Protocol Steps	Conventional Avidin-Biotin IHC	EZ-HRP™ polymer IHC
Dilution of primary antibodies	1:200	1:600
Incubation with primary antibodies	12 – 17 hours at 4°C	30 – 60 min at room temperature
Incubation with secondary biotinylated antibodies	1 hour at room temperature	N/A
Incubation with secondary antibody conjugated to HRP polymer	N/A	30 min at room temperature
Incubation with streptavidin- HRP	30 min at room temperature	NA
Incubation with DAB chromogen	10 min at room temperature	10 min at room temperature
Total time	14 – 18 hours	Less than 2 hours

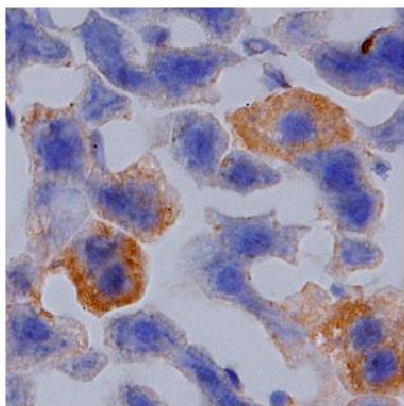
FOR RESEARCH USE ONLY

NEUROMICS' REAGENTS ARE FOR IN VITRO AND CERTAIN NON-HUMAN IN VIVO EXPERIMENTAL USE ONLY AND NOT INTENDED FOR USE IN ANY HUMAN CLINICAL INVESTIGATION, DIAGNOSIS, PROGNOSIS, OR TREATMENT. THE ABOVE ANALYSES ARE MERELY TYPICAL GUIDES. THEY ARE NOT TO BE CONSTRUED AS BEING SPECIFICATIONS. ALL OF THE ABOVE INFORMATION IS, TO THE BEST OF OUR KNOWLEDGE, TRUE AND ACCURATE. HOWEVER, SINCE THE CONDITIONS OF USE ARE BEYOND OUR CONTROL, ALL RECOMMENDATIONS OR SUGGESTIONS ARE MADE WITHOUT GUARANTEE, EXPRESS OR IMPLIED, ON OUR PART. WE DISCLAIM ALL LIABILITY IN CONNECTION WITH THE USE OF THE INFORMATION CONTAINED HEREIN OR OTHERWISE, AND ALL SUCH RISKS ARE ASSUMED BY THE USER. WE FURTHER EXPRESSLY DISCLAIM ALL WARRANTIES OF MERCHANTABILITY AND FITNESS FOR A PARTICULAR PURPOSE.

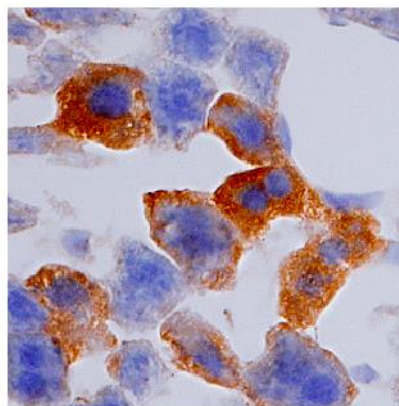
www.neuromics.com

Neuromics Antibodies • 5325 West 74th Street, Suite 8 • Edina, MN 55439
phone 866-350-1500 • fax 612-677-3976 • e-mail pshuster@neuromics.com

Frozen Mouse Liver

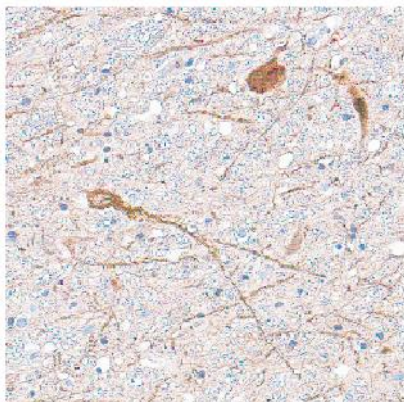


Conventional Avidin-Biotin IHC

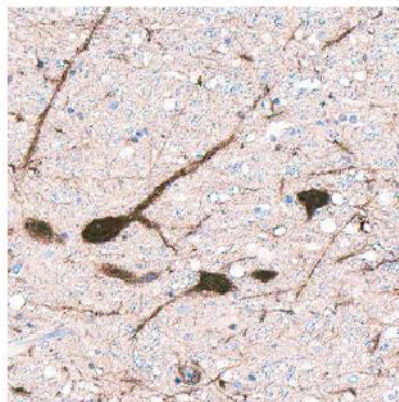


EZ-HRP™ polymer IHC

Paraffin-embedded Human Brain



Conventional Avidin-Biotin IHC



EZ-HRP™ polymer IHC

FOR RESEARCH USE ONLY

NEUROMICS' REAGENTS ARE FOR IN VITRO AND CERTAIN NON-HUMAN IN VIVO EXPERIMENTAL USE ONLY AND NOT INTENDED FOR USE IN ANY HUMAN CLINICAL INVESTIGATION, DIAGNOSIS, PROGNOSIS, OR TREATMENT. THE ABOVE ANALYSES ARE MERELY TYPICAL GUIDES. THEY ARE NOT TO BE CONSTRUED AS BEING SPECIFICATIONS. ALL OF THE ABOVE INFORMATION IS, TO THE BEST OF OUR KNOWLEDGE, TRUE AND ACCURATE. HOWEVER, SINCE THE CONDITIONS OF USE ARE BEYOND OUR CONTROL, ALL RECOMMENDATIONS OR SUGGESTIONS ARE MADE WITHOUT GUARANTEE, EXPRESS OR IMPLIED, ON OUR PART. WE DISCLAIM ALL LIABILITY IN CONNECTION WITH THE USE OF THE INFORMATION CONTAINED HEREIN OR OTHERWISE, AND ALL SUCH RISKS ARE ASSUMED BY THE USER. WE FURTHER EXPRESSLY DISCLAIM ALL WARRANTIES OF MERCHANTABILITY AND FITNESS FOR A PARTICULAR PURPOSE.

www.neuromics.com

Neuromics Antibodies • 5325 West 74th Street, Suite 8 • Edina, MN 55439
phone 866-350-1500 • fax 612-677-3976 • e-mail pshuster@neuromics.com