

**Catalog Number:** SF40005

**Size:** 100 ml

**Applications:** Autofluorescence blocking reagent

**Storage:** Room Temperature

### Description

**FluoMute™** ready-to-use reagent allows to reduce autofluorescence in cells and tissue. Just incubate fixed cells of tissue sections with **FluoMute™** for 30-60 min at room temperature, rinse with PBS and continue with immunofluorescence ICC or/and IHC protocols.

Treatment with **FluoMute™** does not affect cell morphology and the integrity of tissue antigens to be detected with primary antibodies.

**FluoMute™** is compatible with paraffin-embedded and frozen tissue sections, stem cells, lymphocytes and mammalian cell lines of different origin.

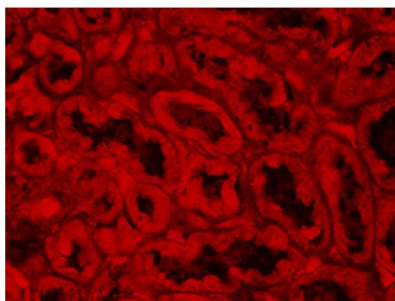
### Application Notes

For slides: Add 50 ml to a Coplin jar (holds 5-8 slides) and incubate vertically for 30-60 minutes. Then rinse slides with PBS and run IHC protocol

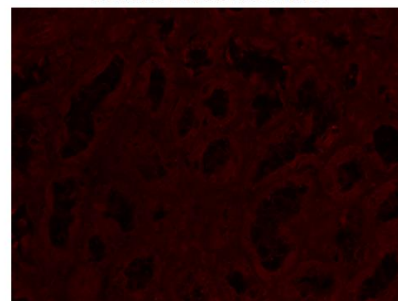
For cells cultured in multi-well chamber slides (such as Lab-Tek): Add solution to cells so they are fully covered in solution and incubate for 15-60 minutes at room temperature.

### Reducing Red Autofluorescence

Untreated



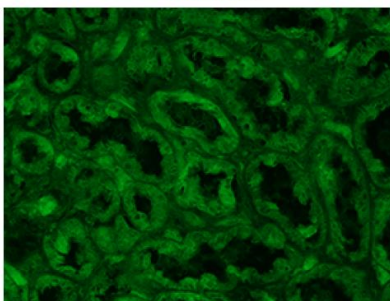
Treated with **FluoMute™**



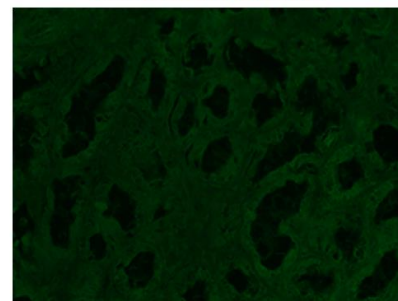
Formalin-fixed paraffin-embedded human kidney tissue section shows strong red autofluorescence (left) which is significantly reduced after incubating an adjacent tissue section for 30 min with **FluoMute™**.

### Reducing Green Autofluorescence

Untreated



Treated with **FluoMute™**



Same as above formalin-fixed paraffin-embedded human kidney tissue section also shows strong green autofluorescence (left) which can be significantly reduced after incubating an adjacent tissue section for 30 min with **FluoMute™**.

## FOR RESEARCH USE ONLY

NEUROMICS' REAGENTS ARE FOR IN VITRO AND CERTAIN NON-HUMAN IN VIVO EXPERIMENTAL USE ONLY AND NOT INTENDED FOR USE IN ANY HUMAN CLINICAL INVESTIGATION, DIAGNOSIS, PROGNOSIS, OR TREATMENT. THE ABOVE ANALYSES ARE MERELY TYPICAL GUIDES. THEY ARE NOT TO BE CONSTRUED AS BEING SPECIFICATIONS. ALL OF THE ABOVE INFORMATION IS, TO THE BEST OF OUR KNOWLEDGE, TRUE AND ACCURATE. HOWEVER, SINCE THE CONDITIONS OF USE ARE BEYOND OUR CONTROL, ALL RECOMMENDATIONS OR SUGGESTIONS ARE MADE WITHOUT GUARANTEE, EXPRESS OR IMPLIED, ON OUR PART. WE DISCLAIM ALL LIABILITY IN CONNECTION WITH THE USE OF THE INFORMATION CONTAINED HEREIN OR OTHERWISE, AND ALL SUCH RISKS ARE ASSUMED BY THE USER. WE FURTHER EXPRESSLY DISCLAIM ALL WARRANTIES OF MERCHANTABILITY AND FITNESS FOR A PARTICULAR PURPOSE.